

HA Key Eye Point (Metric)

HA Key Eye Point (Metric)

The HA key eye point is a bolt-on load attachment product designed for use with loads that incorporate tapped holes. It can rotate 360° around the bolt axis, allowing the key eye point to adjust to the direction of the load. It features a locking key which can be used to fix the orientation of the eye point by anchoring it to the bolt. The HA key eye point is suitable for top mounting, as well as side mounting providing that the working load limit is derated.

Standards: designed and manufactured in accordance with EN1677-1 and ASME B30.26.

Product sizes: available in sizes M8 to M48 and with working load limits from 0.8 tonnes to 32.0 tonnes (when lifting at 0°).

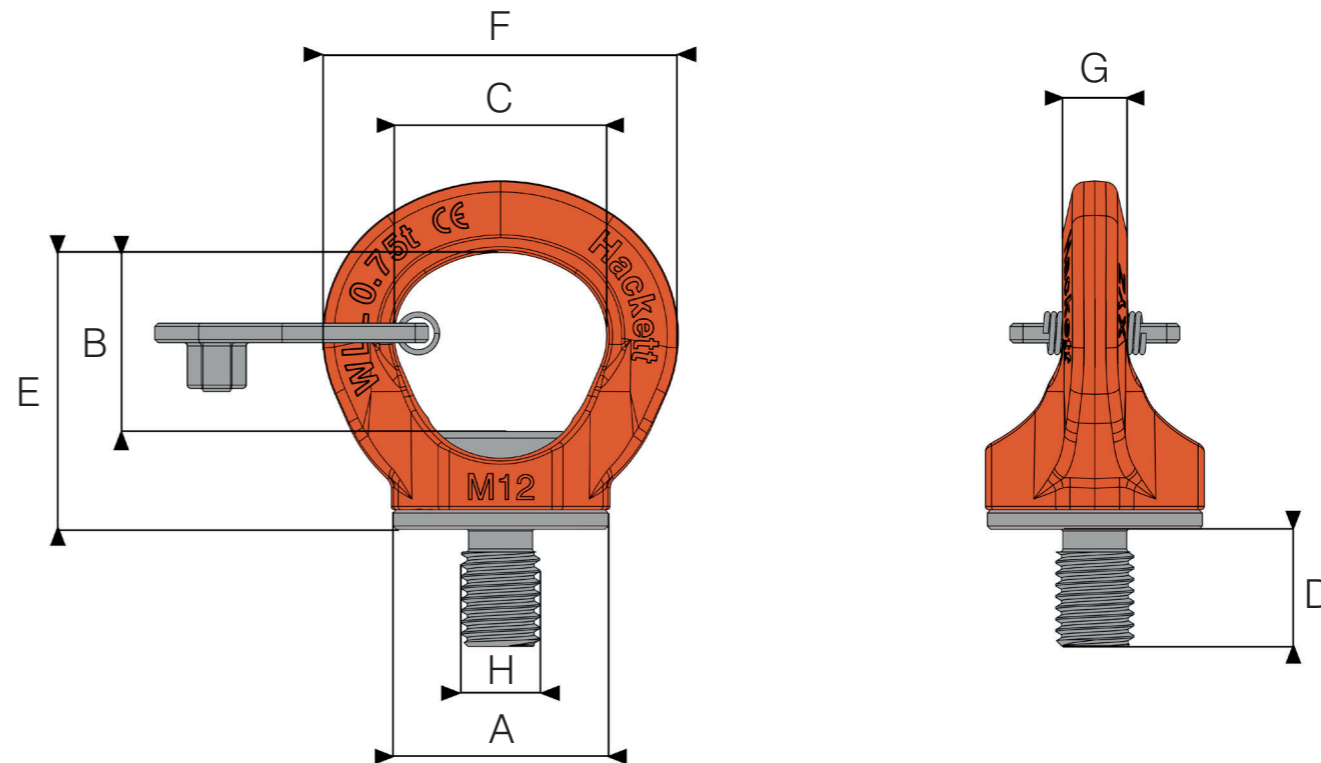
Product markings: key eye point body marked with manufacturer name "Hackett", working load limit (based on 4 : 1 safety factor), metric thread size, and batch number for product material traceability. Bolt marked with "HA" branding, metric thread size, bolt material grade, and batch number for bolt material traceability.

Temperature: operational temperature range of - 40°C to + 200°C without reduction in working load limit, and fatigue rated to 20,000 cycles at 1.5 times working load limit.

Material: alloy steel.

Bolt Grade: 10.9.

Testing: load rated parts are subject to 100% magnaflux crack detection following heat treatment. HA key eye points are proof tested to 2.5 times working load limit.



Specifications

PART CODE	WLL 0° t	WLL 90° t	THREAD M	A mm	B mm	C mm	D mm	E mm	F mm	G mm	H mm	TORQUE Nm	MASS kg
8-H22-M08	0.8	0.3	M8	25.0	23.0	26.0	11.5	38.0	45.3	8.0	8.0	10	0.11
8-H22-M10	1.0	0.4	M10	25.0	23.0	26.0	14.0	38.0	45.3	8.0	10.0	10	0.12
8-H22-M12	2.0	0.75	M12	33.0	27.5	32.0	17.0	43.5	54.0	10.0	12.0	15	0.20
8-H22-M16	4.0	1.5	M16	36.0	31.0	37.5	24.0	52.0	63.5	14.0	16.0	30	0.35
8-H22-M20	6.0	2.3	M20	47.5	38.0	44.5	30.0	63.0	78.5	20.0	20.0	70	0.66
8-H22-M24	8.0	3.2	M24	53.0	47.0	51.6	35.3	74.0	92.0	20.0	24.0	150	1.10
8-H22-M30	12.0	4.5	M30	68.0	56.0	65.0	45.0	92.0	118.0	24.0	30.0	250	2.07
8-H22-M36	16.0	7.0	M36	82.0	64.0	76.0	56.8	105.0	136.0	30.0	36.0	400	4.00
8-H22-M42	24.0	9.0	M42	92.0	75.0	88.0	66.5	121.5	160.0	35.0	42.0	500	5.52
8-H22-M48	32.0	12.0	M48	110.0	82.0	100.0	75.5	138.0	180.0	42.0	48.0	500	8.86

mharwood@rhtltd.co.uk

www.rhtltd.co.uk

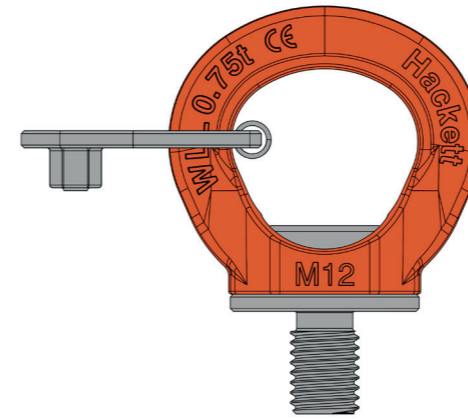
+44 (0)1953 889998



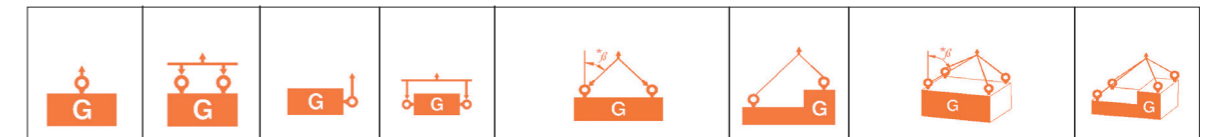
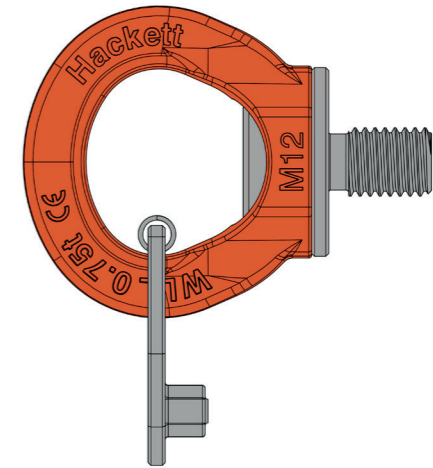
HA Key Eye Point (Metric)



Mount on the top



Mount on the side



NUMBER OF LEGS	1	2	1	2	2	2	3-4	3-4		
Load Direction	0°	0°	90°	90°	0-45°	45-60°	unsym	0-45°	45-60°	unsym

PART CODE	THREAD	WLL (in tonnes) BY LIFTING APPLICATION									
		1 leg 0°	2 legs 0°	1 leg 90°	2 legs 90°	2 legs 0-45°	2 legs 45-60°	3-4 legs 0-45° unsym	3-4 legs 45-60° unsym		
8-H22-M08	M8	0.8	1.6	0.3	0.6	0.42	0.3	0.3	0.83	0.45	0.3
8-H22-M10	M10	1.0	2.0	0.4	0.8	0.56	0.4	0.4	0.84	0.6	0.4
8-H22-M12	M12	2.0	4.0	0.75	1.5	1.05	0.75	0.75	1.57	1.12	0.75
8-H22-M16	M16	4.0	8.0	1.5	3.0	2.1	1.5	1.5	3.15	2.25	1.5
8-H22-M20	M20	6.0	12.0	2.3	4.6	3.22	2.3	2.3	4.83	3.45	2.3
8-H22-M24	M24	8.0	16.0	3.2	6.4	4.48	3.2	3.2	6.72	4.8	3.2
8-H22-M30	M30	12.0	24.0	4.5	9.0	6.3	4.5	4.5	9.45	6.75	4.5
8-H22-M36	M36	16.0	32.0	7.0	14.0	9.8	7.0	7.0	14.7	10.5	7.0
8-H22-M42	M42	24.0	48.0	9.0	18.0	12.6	9.0	9.0	18.9	13.5	9.0
8-H22-M48	M48	32.0	64.0	12.0	24.0	16.8	12.0	12.0	25.2	18.0	12.0

mharwood@rhtltd.co.uk

www.rhtltd.co.uk

+44 (0)1953 889998

