

# WH C4 Chain Hoist

## Standards:

The WH C4 chain hoist is verified by DNV as compliant with the requirements of the relevant international standards. (Verification no. N141UH09).

British Standard BS EN13157:2004 + A1:2009

American Standard ASME B30.16-2014

Australian Standard AS1418.2-1997

South African Standard SANS 1594:2007

NORSOK R-002: 2017.

**Light load capability:** tested and certified at 2% of the chain hoist rated capacity.

**Twin pawl:** fitted as standard.

**Safety factor:** 4:1.

**Safety latches:** hooks are fitted with heavy duty cast steel latches. The latch and hook tips are integrated creating a strong and robust hook closure.

**Hook overload and traceability marks:** hooks have overload indicator marks either side of the hook throat (500kg to 10t). Both top and bottom hooks are embossed with a batch code, manufacturer's mark and the working load limit.

**Hand chain joiner:** a unique hand chain joiner is used as a quick and secure method of joining the hand chain.

**Hook housings:** secured with socket head cap screws/ hex head bolts and nyloc insert locking nuts to allow full inspection.

**Fleeting/cross hauling:** independently tested and verified (Test Report 2550-7615) for fleeting or cross hauling applications. Certified to angles up to 60° from the vertical without deration of the WLL.

**Load chain:** fitted with load chain that fully complies with international standard BS EN818-7 Grade T (8).

**Temperature range:** -20°C to +120°C.

**Proof Tested:** 100% of hoists are proof tested to 1.5 times the WLL.

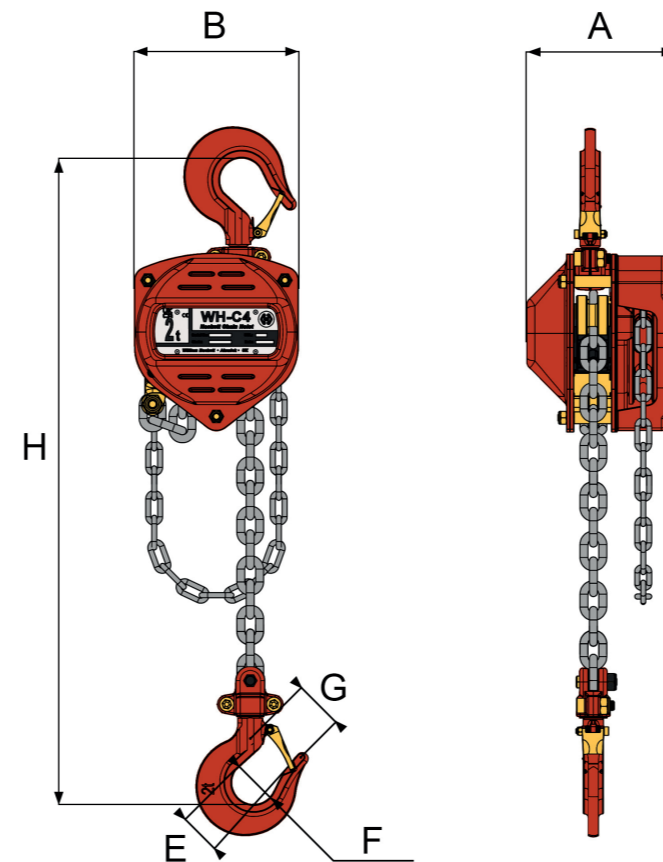
## Optional equipment:

- Overload limiter.
- Top and bottom hook with ball bearing adaptors.

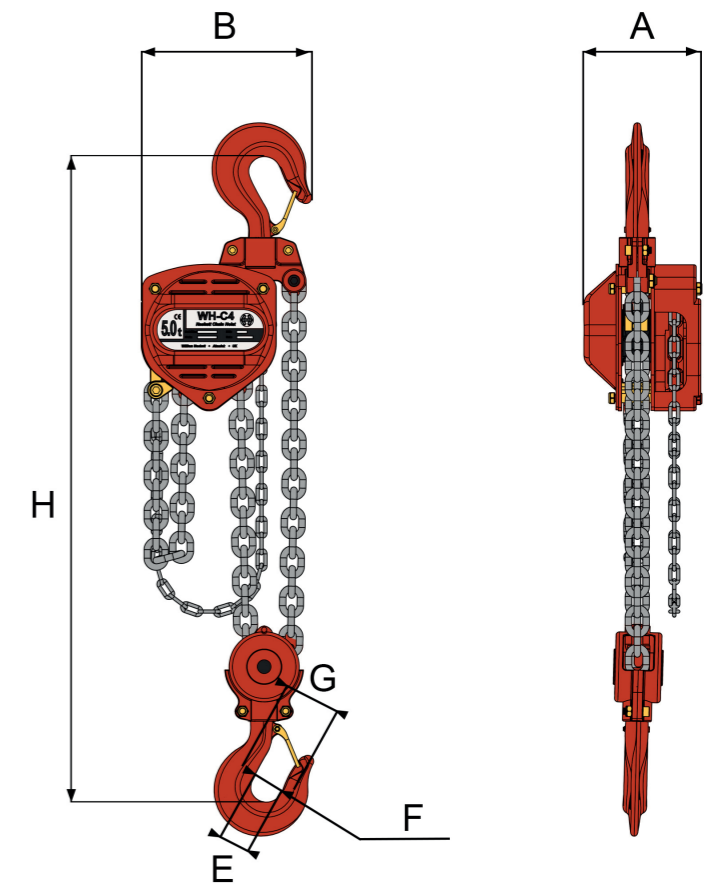
**Manufactured** and proof tested in the UK.



Single Fall



Multi Fall



## Metric Specifications

PART CODE	WLL tonnes	NO. OF FALLS	LOAD CHAIN mm	HAND CHAIN mm	STD. LIFT m	A mm	B mm	E mm	F mm	G mm	H mm	MASS kg 3m HOL	EXTRA WEIGHT per m kg
022.053	0.50	1	5 x 15	5 x 25	3	125	130	42.5	40	20.5	305	7.8	1.4
022.103	1.00	1	6 x 18	5 x 25	3	134	155	49.0	40	25.5	350	11.1	1.7
022.163	1.60	1	8 x 24	5 x 25	3	151	173	51.5	40	30.0	390	15.8	2.2
022.203	2.00	1	8 x 24	5 x 25	3	157	185	54.5	44	30.0	410	16.8	2.2
022.32D03	3.20	2	8 x 24	5 x 25	3	157	235	61.0	48	37.5	495	24.2	3.6
022.503	5.00	2	10 x 30	5 x 25	3	180	262	85.0	60	43.0	635	38.4	5.2

mharwood@rhtltd.co.uk

www.rhtltd.co.uk

+44 (0)1953 889998



# WH C4 Chain Hoist

## Standards:

The WH C4 chain hoist is verified by DNV as compliant with the requirements of the relevant international standards. (Verification no. N141UH09).

British Standard BS EN13157:2004 + A1:2009

American Standard ASME B30.16-2014

Australian Standard AS1418.2-1997

South African Standard SANS 1594:2007

NORSOK R-002: 2017.

**Light load capability:** tested and certified at 2% of the chain hoist rated capacity.

**Twin pawl:** fitted as standard.

**Safety factor:** 4:1.

**Safety latches:** hooks are fitted with heavy duty cast steel latches. The latch and hook tips are integrated creating a strong and robust hook closure.

**Hook overload and traceability marks:** hooks have overload indicator marks either side of the hook throat (500kg to 10t). Both top and bottom hooks are embossed with a batch code, manufacturer's mark and the working load limit.

**Hand chain joiner:** a unique hand chain joiner is used as a quick and secure method of joining the hand chain.

**Hook housings:** secured with socket head cap screws/ hex head bolts and nyloc insert locking nuts to allow full inspection.

**Fleeting/cross hauling:** independently tested and verified (Test Report 2550-7615) for fleeting or cross hauling applications. Certified to angles up to 60° from the vertical without deration of the WLL.

**Load chain:** fitted with load chain that fully complies with international standard BS EN818-7 Grade T (8).

**Temperature range:** -20°C to +120°C.

**Proof Tested:** 100% of hoists are proof tested to 1.5 times the WLL.

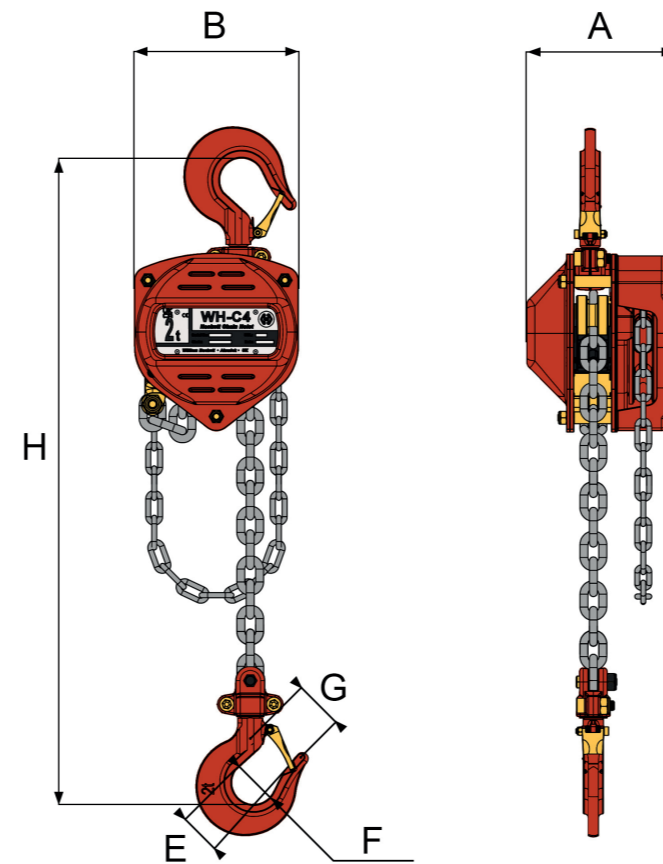
## Optional equipment:

- Overload limiter.
- Top and bottom hook with ball bearing adaptors.

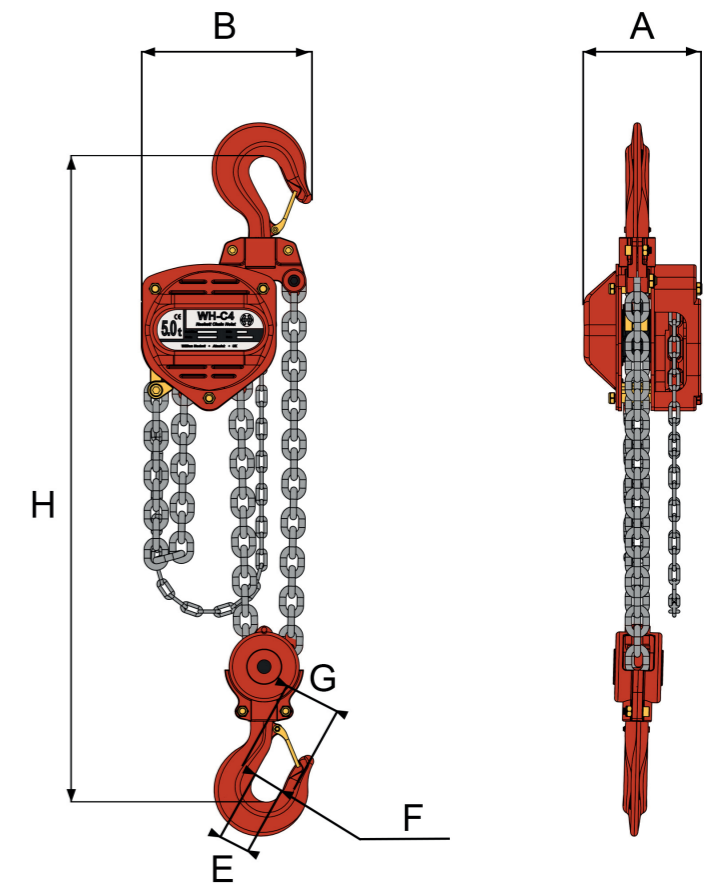
**Manufactured** and proof tested in the UK.



## Single Fall



## Multi Fall



## Imperial Specifications

PART CODE	WLL tons	NO. OF FALLS	LOAD CHAIN mm	HAND CHAIN mm	STD. LIFT ft	A inch	B inch	E inch	F inch	G inch	H inch	MASS lbs 10ft HOL	EXTRA WEIGHT per 3ft lbs
022.053	0.50	1	5 x 15	5 x 25	10	4.92	5.12	1.67	1.57	0.81	12.01	17.2	3.2
022.103	1.00	1	6 x 18	5 x 25	10	5.28	6.10	1.93	1.57	1.00	13.78	24.5	3.8
022.163	1.60	1	8 x 24	5 x 25	10	5.94	6.81	2.03	1.57	1.18	15.35	34.8	4.9
022.203	2.00	1	8 x 24	5 x 25	10	6.18	7.28	2.15	1.73	1.18	16.14	37.0	4.9
022.32D03	3.20	2	8 x 24	5 x 25	10	6.18	9.25	2.40	1.89	1.48	19.49	53.4	7.9
022.503	5.00	2	10 x 30	5 x 25	10	7.08	10.31	3.35	2.36	1.69	25.00	84.7	11.6

mharwood@rhtltd.co.uk

www.rhtltd.co.uk

+44 (0)1953 889998

